

# Traction Control Flooring

## Product Description

Traction Control Flooring is made using a self texturing glass enamel permanently fused to the glass surface. The aggressive traction properties of this product yield a superior slip coefficient as a safety feature for glass flooring.

## Features and Benefits

- Available in many thicknesses and combinations of thicknesses laminated together to satisfy weight or building code requirements
- Offered in standard or custom patterns to accomplish varying degrees of translucency

## Applications

- Glass flooring
- Stair treads
- Glass tiles

## Applicable Industry Standards

- ASTM C1036 - Standard Specification for Flat Glass
- ASTM C1048 - Standard Specification for Heat-Treated Flat Glass--Kind HS, Kind FT Coated and Uncoated Glass
- ASTM C1172 - Standard Specification for Laminated Architectural Flat Glass

## Capabilities/Availability

### Glass Thicknesses

- Monolithic pieces: 3mm (1/8") to 19mm (3/4")
- Laminated: to be defined by weight restrictions

### Patterns

- Large selection of in-house patterns
- Comprehensive in-house graphics department for creating custom patterns

### Colors

- Typically translucent
- Can be tinted or applied over top of other ceramic frit colors for added design flexibility

### Edgework

- Standard edge for screen printed glass is a seamed edge
- Polishing and grinding available

### Fabrication

- Available on this product (See *Edgework and Fabrication* section in this binder.)

### Heat Treating

- This product is available on either fully tempered or heat strengthened glass

# Traction Control Flooring

## Technical Data

### Static Friction Coefficient

- Dry = 1.074
- Wet = 1.107

### Film Thickness

- 15 - 75 microns

### Acid Resistance

- 15 min. 10% Citric Acid produces slight iridescence

### Alkali Resistance

- < 0.10 weight loss

### Heavy Metal Release

- N/A

### Slip Coefficient

- Dry = 1.1
- Wet = 1.1 (ASTM C 1028)

### Index of Abrasion Resistance

- 95

## Maintenance

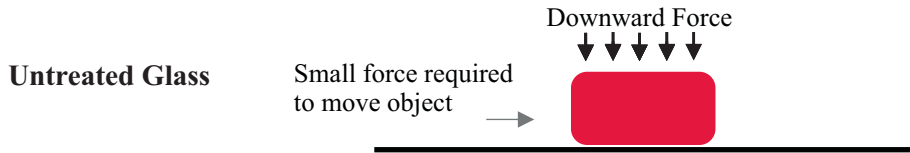
Follow Goldray's standard *Glass Cleaning* instructions found in this binder.

## Warranty

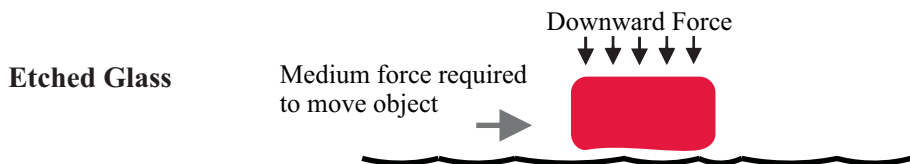
A typical 5 year limited warranty is available for Goldray Traction Control glass. Contact the Goldray sales office for specific terms and conditions.

# Traction Control Flooring

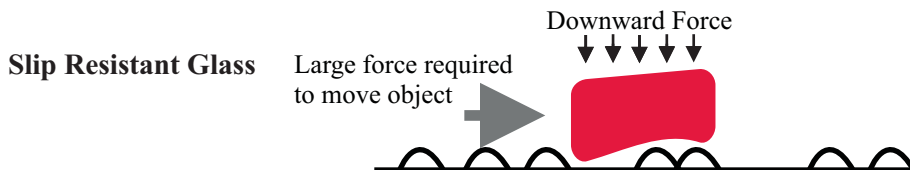
## How It Works



Plain glass has a flat surface with no 'bite'; all static and kinetic friction rely totally on the molecular bond of the glass and one's shoes.



Etched Glass has more tooth than flat glass but the top surface is still relatively flat and the angle of the indentation is small.



Slip resistant glass has a texture that protrudes outwards as opposed to shallow chips being removed from the glass. This makes the surface far more rough and increases the contact angle between the glass and traffic. The tips of the texture are less prone to abrasion and wear.