


Subliner Dry Installation Instructions with Fundo or Riolito Base



Application Materials

- A. Modified Thinset
- B. Fundo Shower Base w/Drain
- C. wedi® Joint Sealant
- D. Full Foam Curb
- E. Inside Corner Seal*
- F. Outside Corner Seal*
- G. Waterproof Seam Tape*
- H. Subliner DRY*

* Applied into thinset suitable for substrate

wedi® Subliner Sheet Membranes

Subliner Dry Installation on Floors and Walls

1. Prepare a clean substrate suitable to the application. (Proper OSB on floors, and proper Gypsum or Cement Board on walls.)
2. Lay out wedi® Subliner Dry and cut to size using a cutter or scissors.
3. Apply thinset mortar according to ANSI A118.4-1999 to the prepared wall substrate using a 1/8" x 1/8" or 1/4" x 1/4" notch trowel.
4. Apply wedi® Subliner Dry with the printed side up.
5. Put pressure to the Subliner Dry with a rubber roller or wooden float; all air bubbles and pockets must be eliminated.
6. When installing joints or transitions, use the flat side of the trowel to apply a skim coat of thinset and overlap wedi® Subliner Dry 2".
7. Put pressure on the joint with the trowel, roller or wooden float to remove all air bubbles and pockets.
8. Upon completion of the wedi® Subliner Dry, apply a continuous 1/2" bead of wedi® joint sealant along all seams; spread flat with a putty knife over the entire joint.
9. All protrusions should be completely sealed with wedi® joint sealant.



Subliner Flex Installation on Floors

1. Lay out wedi® Subliner Flex and cut to size using a cutter or scissors.
2. Apply thinset mortar according to ANSI A118.4-1999 to the prepared subfloor using a 1/8" x 1/8" or 1/4" x 1/4" notch trowel.
3. Apply wedi® Subliner Flex with the printed side up.
4. Put pressure to the Subliner Flex with a rubber roller or wooden float; all air bubbles and pockets must be eliminated.
5. When installing at joints, butt together wedi® Subliner Flex and apply 2" alkali resistant glass mesh tape into a layer of thinset.
6. Depending on climatic conditions, tile can be installed 2-3 hours upon completion.



Subliner Dry and Flex PRO Installation on Floors

1. Apply primer according to manufacturer's recommendation.
2. Dry fit and measure the wedi® Subliner Dry & Flex PRO with the release liner side down.
3. Cut to size using a cutter or scissors (Cut the membrane length 6" to 8" longer to allow for a trimmed fit.)
4. To begin, pull release paper off membrane at start point and adhere the wedi® Subliner Dry and Flex PRO to the subfloor by applying pressure by hand; all air pockets must be removed and contact must be 100% with subfloor.
5. Continue to roll out wedi® Subliner Dry and Flex PRO in accordance with step 4.
6. At joints and/or transitions, overlap wedi® Subliner Dry and Flex PRO 1/2". (Cross joints should be avoided.)
7. Trim excess material as needed at walls, corners or termination areas.
8. Apply wedi® joint sealant over exposed joints and trowel flat with a putty knife.



*For subfloor and wall backing limitations, as well as movement joint requirements, please visit www.wedincorp.com or contact a wedi® representative for further technical assistance.

Warranty

The technical information (and application instructions) is based on wedi's experience and present knowledge. However, it is the responsibility of the user/buyer to make trials with the original substrates in order to verify the suitability of our products for the intended purpose, taking into consideration all application parameters. wedi's responsibility and liability with respect to defective products and/or work attaching thereto shall be confined solely to the replacement of the same. In addition, wedi has the right to reimburse the buyer the purchase price paid with respect thereto rather than to replace the defective products.



Be sure to ask for a Certified wedi® Installer.



wedi Corporation
1100 Landmeier Road, Suite 200
Elk Grove Village, Illinois 60007
Tel. 877-933-wedi (9334)
Fax. 847-357-9819
info@wedincorp.com
www.wedincorp.com




Subliner Sheet Membranes

Engineered for Specialized Performance



Waterproofing Sheet Membrane: wedi® Subliner Dry

Achieve a permanent seal with wedi® Subliner Dry. This thin-layer, crack-isolating sealing web is made from highly tear-resistant polyethylene film and offers optimum connection to tile laying materials thanks to its dual-sided special fleece lamination. Installed with a thinset suitable to the substrate and covering, wedi® Subliner Dry offers an installation method that meets the industry standard for tile applications, including porcelain tile. In addition, with the application of wedi® Joint Sealant at all seams, wedi® Subliner Dry is a true, waterproof installation method.



Application Areas

Suitable for residential and commercial applications where waterproof substrate preparation using waterproofing according to ANSI A118.10-1999 is required including but not limited to:


- ✓ Exteriors
- ✓ Domestic interior bathrooms
- ✓ Hotel bathrooms
- ✓ Shower facilities
- ✓ Areas around swimming pools
- ✓ Commercial kitchens and laundries
- ✓ Steam rooms and refrigeration rooms
- ✓ Wood or concrete subfloors and walls/ceilings
- ✓ Areas requiring disabled access/barrier-free applications

Product Characteristics

- ✓ Waterproof
- ✓ Mold and mildew resistant
- ✓ Vapor barrier
- ✓ Flexible and crack bridging/isolating
- ✓ High tear resistance
- ✓ Alkali resistant
- ✓ Non-aging
- ✓ Non-decomposable
- ✓ Short installation time
- ✓ Easy processing
- ✓ Low structural height
- ✓ Can be used with hot water under floor heating systems
- ✓ Low consumption of thinset mortar

Physical Properties

Material Composition	Dual-sided fleece laminated polyethylene film
Web Color Top Side	Grey sheathed
Web Width	39 in./1 m
Web Length	16 ft./5 m and 98 ft./30 m
Web Thickness	0.51 mm/2 mil
Weight	.06 lb/sq. ft./298 g/m ²
Processing Temperature	+5°C to +30°C/41°F to 86°F
Temperature Resistance	-30°C to +90°C/-22°F to 194° F
Waterproof ANSI A118.10-1999	Passed
Perm Rating ASTM E 96	.45
Robinson Floor Test ASTM C 627	Rating "EXTRA HEAVY" for food plants, dairies, breweries, shopping malls, stores, commercial kitchens, work areas, laboratories, auto showrooms and service areas, and shipping/receiving



wedi® Subliner Dry

Tension Reducing Sheet Membrane: wedi® Subliner Flex

wedi® Subliner Flex eliminates the need for conventional backer board in creating surfaces on which tile can be set. Thanks to its flexible performance properties, it helps reduce tension between the hard layers of subfloor and floor covering. Lightweight for true thinset applications, Subliner Flex requires no fasteners in installation, making it a cost-effective solution.



Application Areas

wedi Subliner Flex serves as the underlayment and tension reduction between top coverings of ceramic tiles and natural stone and the subfloor in indoor applications. For all load-bearing subfloors and mixed subfloors such as e.g. cement floors, cement, anhydrite and cast asphalt screeds, old parquet floorings with good adhesion, cement, lime-cement and gypsum underlayments.

Product Characteristics

- ✓ Heavy-duty underlayment
- ✓ Tension-reducing base for ceramic and natural stone coverings
- ✓ Flexible
- ✓ High tear resistance
- ✓ Direct load removal on the subfloor
- ✓ Alkali resistant
- ✓ Non-aging
- ✓ Non-decomposable
- ✓ Short installation time
- ✓ Easy processing
- ✓ Can be used with hot water under floor heating systems
- ✓ Low structural height
- ✓ Low thinset mortar consumption

Physical Properties

Material Composition	Dual-sided, reinforced polypropylene fleece
Web Color Top Side	White
Web Width	39 in./1 m
Web Length	98 ft./30 m
Web Thickness	0.85 mm/2.7 mil
Weight	.04 lb/sq. ft./220 g/m ²
Processing Temperature	+5°C to +30°C/ 41°F to 86°F
Temperature Resistance	-30°C to +90°C/ -22°F to 194°F
Robinson Floor Test ASTM C 627	Rating "EXTRA HEAVY" for food plants, dairies, breweries, shopping malls, stores, commercial kitchens, work areas, laboratories, auto showrooms and service areas, and shipping/receiving



wedi® Subliner Flex

Waterproofing/Anti-Fracture Sheet Membrane: wedi® Subliner Dry & Flex PRO

wedi® Subliner Dry & Flex PRO is a peel and stick, flexible underlayment with integral waterproofing, anti-fracture and sound reducing characteristics. This innovative underlayment is made from highly tear-resistant, nonwoven polypropylene material with a rubberized asphaltic, pressure sensitive adhesive layer that offers optimum adhesion to tile laying materials due to its special fleece lamination. It's ideal when quick-sealing measures are required for time-sensitive building projects, in combination with ceramic tiles and slabs as well as with natural cast tiles for indoor and outdoor floor areas. In addition to providing improved tension compensation during abrupt temperature changes, wedi® Subliner Dry & Flex PRO is 100% waterproof and effectively protects subfloors from moisture damage and cracks due to movement. **Must be used with wedi® primers.**



Application Areas

- ✓ Indoor and outdoor use
- ✓ Balconies and patios
- ✓ Residential bathrooms
- ✓ Hotel bathrooms
- ✓ Shower facilities
- ✓ Areas around swimming pools
- ✓ Commercial kitchens and laundries
- ✓ Shopping malls
- ✓ Wood or concrete subfloors
- ✓ Areas requiring disabled access/ barrier-free applications
- ✓ Condominiums

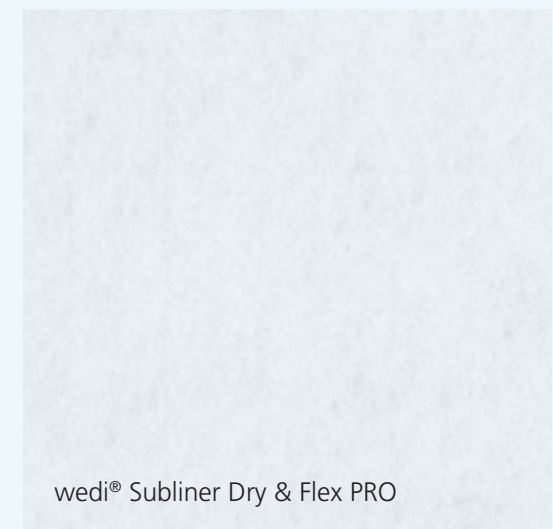
Product Characteristics

- ✓ Waterproofing, anti-fracture and tension reducing
- ✓ Dramatically reduces the amount of thinset mortar used when compared to hard plastic thinset mortar membranes
- ✓ Any modified thinset mortar can be used to bond to tile and stone
- ✓ Sound control/isolation
- ✓ High tear resistance
- ✓ Alkali resistant
- ✓ Non-aging and non-decomposable
- ✓ Short installation time
- ✓ Tile ready upon installation
- ✓ Easy processing
- ✓ Low structural height (50 mil)
- ✓ Can be used with hot water under floor heating systems

Physical Properties

Material Composition	100% polypropylene nonwoven coated with rubberized asphaltic pressure sensitive adhesive
Color Top Side	White fabric/Black adhesive
Width	40 in./1016 mm
Length	50 ft./15 m
Thickness	50 mil (tolerance +/- 5 mil)
Area	166 ft ²
Application Temperature	+40°F to +210°F/+4°C to +99°C
Waterproof ANSI A118.10-1999	Passed
Robinson Floor Test ASTM C 627	Rating "HEAVY" for shopping malls, stores, commercial kitchens, work areas, laboratories, auto showrooms and service areas, shipping/receiving, and exterior decks
Delta IIC	20*
IIC	58*

*8" slab without suspended ceiling



wedi® Subliner Dry & Flex PRO